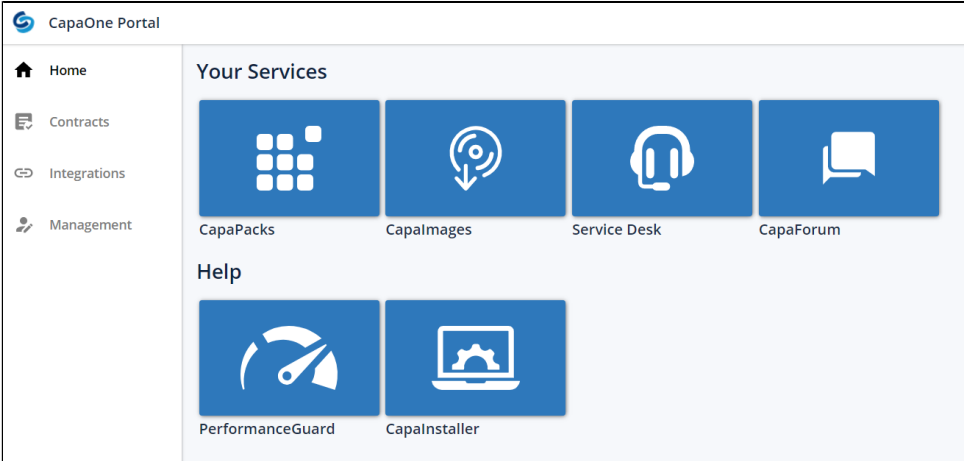
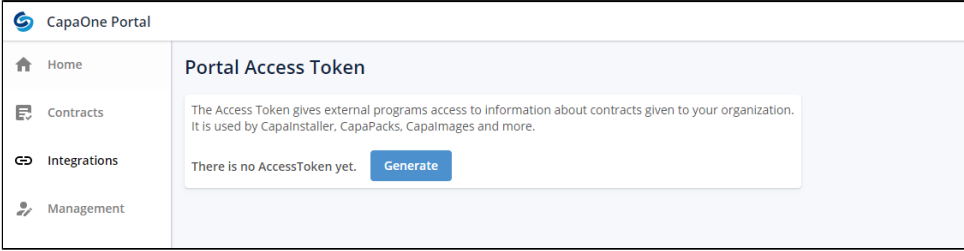
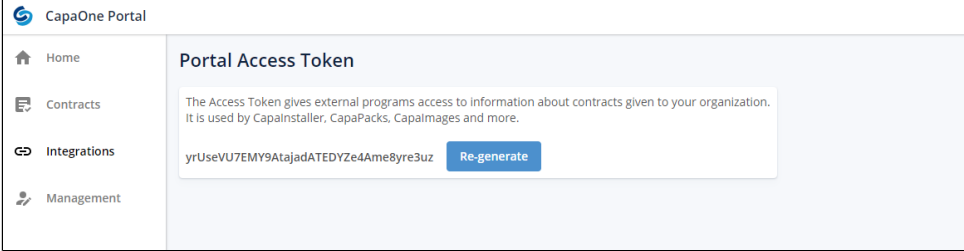


CapaPacks in Console

Element	Description
Get the Token	<p>Integrate CapaPacks into CapalInstaller you need your company's CapaPacks portal access token.</p> <p>Login to the CapaOnes Portal https://portal.capaone.com and select the Integration menu, there you got your Portal Access Token.</p> <p>If you don't have access to CapaOne-Portal, please contact support</p> <p>(WARNING: Portal.Capaone.com is not supported in Internet Explore)</p> 
How to get your Access token	<p>Get your Access Token by click on the Generate tab</p> <p>(WARNING: ONLY USER WITH ADMINISTRATOR ROLE CAN GENERATE AN ACCESS TOKEN)</p> 
Copy access token	<p>Now you can copy your access token or Re-generate it:</p> 

Integrate Capalnstaler with CapaPacks

- In the Capalnstaler Console select System Administration -> Software Account -> CapaSystems Services
- Right-click on CapaSystems Services and click properties.

